



**L.A.C.E.S.**  
**Natural History Museum**  
**Scavenger Hunt**

*Let us know if you enjoyed this Scavenger Hunt e-mail us at [info@laces.org](mailto:info@laces.org)  
Or message us on Facebook or on Instagram @lacesport*

**Goals for the hunt:**

1. To encourage a love of Museums and the natural world.
2. To better understand maps and how to read them.
3. To work on English vocabulary through an interactive and team based scavenger hunt.
4. To have fun.

**Instructions:**


1. In each group, one adult will be the paperwork keeper the “Scavenger Hunt Master” of their team.
  - a. This person will keep track of the clues, the answers and the treasure hunt flow map.
  - b. This person is not allowed to give out the answers, but is supposed to give hints if their team is stuck.
2. Groups can pick up a map from the museum’s information desks to help solve clues.
3. Adults should never outright say what the answer is to any clue, all adults should help the children come up with the answers on their own.
4. Start your Scavenger Hunt in the Rotunda.

**Rules for the Scavenger Hunt:**

- Do Not Run in the Museum.
- Children should always be accompanied by an adult
- Do not skip any clues. If you are stuck on a clue, ask your team’s Scavenger Hunt Master for hints, such as ‘are we hot or cold’.
- Be respectful of your teammates and Have Fun!

## The Different Types of Clues:

1. **1st clues** - Take you to the area of the museum that your hunt will be in.
2. **Who am I?** - Try to figure out the creature that is being described in the clue and find them in the museum.
3. **Take a picture with...** - Some clues require a photo to be taken, these clues can also be completed as a **Find it** type clue if you do not wish to take a picture.
4. **Find it / Name it** - find and have the children name the object / creature that is described in the clue.
5. **Task** - Some clues require you to complete an activity and fill out the answer on your Treasure Hunt sheet.
6. **Play that game** - Some exhibits have awesome games! Find and play them before getting the next clue.



Please address any questions or concerns to [info@laces.org](mailto:info@laces.org)



# Hunt 1

**1st clue:** You start your Scavenger Hunt among the animals of the world that roam the land, and you will discover all creatures great and small.

- I. Find me: I'm taking a nap under a ledge. I look and purr like my cousins that laze around your neighborhood all day. But I have got some really funky tufts on my ears that make me unique. \_\_\_\_\_
- II. Who am I: I am yawning wide and showing off my pretty teeth. I am related to pigs, and am sometimes called a dancer. My superpower is: I can spend up to 30 mins underwater. \_\_\_\_\_
- III. Find me: Make sure you look around to find me. I'm very spiky, and have quills that are not for writing so you may not want to get too close.  
\_\_\_\_\_
- IV. Who am I: You may have to go down the stairs to find me. I'm a very unique and special kind of animal. I lay eggs, have a duck bill and feed my babies milk from my skin. \_\_\_\_\_
- V. Find me: You humans have named cars after me and the rainforest is my home. I'm a large black cat and I am all set to pounce on a delicious looking Paca.  
\_\_\_\_\_
- VI. Play that game: About face! Find and play the game where you hunt like a bat. How many bugs were you able to catch? What was your group's Highest Score: \_\_\_\_\_
- VII. Find me: Enter the Arctic where it gets really cold and look for the animal named after an instrument. \_\_\_\_\_
- VIII. Take a picture: Find the howling wolf and take a picture of everyone joining him in his sorrowful song. \_\_\_\_\_
- IX. 1st clue: The next part of this hunt will take you to learn more about the origins of us all. \_\_\_\_\_
- X. Play that game: Can you lead a species to survival? Find the game to test your luck and leadership. Did your species survive? \_\_\_\_\_
- XI. Take a picture: Art is a big part of our history. Find the wall lit by firelight and take a picture of everyone placing their hands on the replica handprints that were left on walls 9,300 - 2,600 years ago in Argentina. \_\_\_\_\_

XII. Find and Task: Find the smiling bust of Australopithecus Africanus who lived 2.7 to 2.1 Million Years Ago in Southern Africa. Name 3 things that are different between us and them?

1. \_\_\_\_\_

2. \_\_\_\_\_

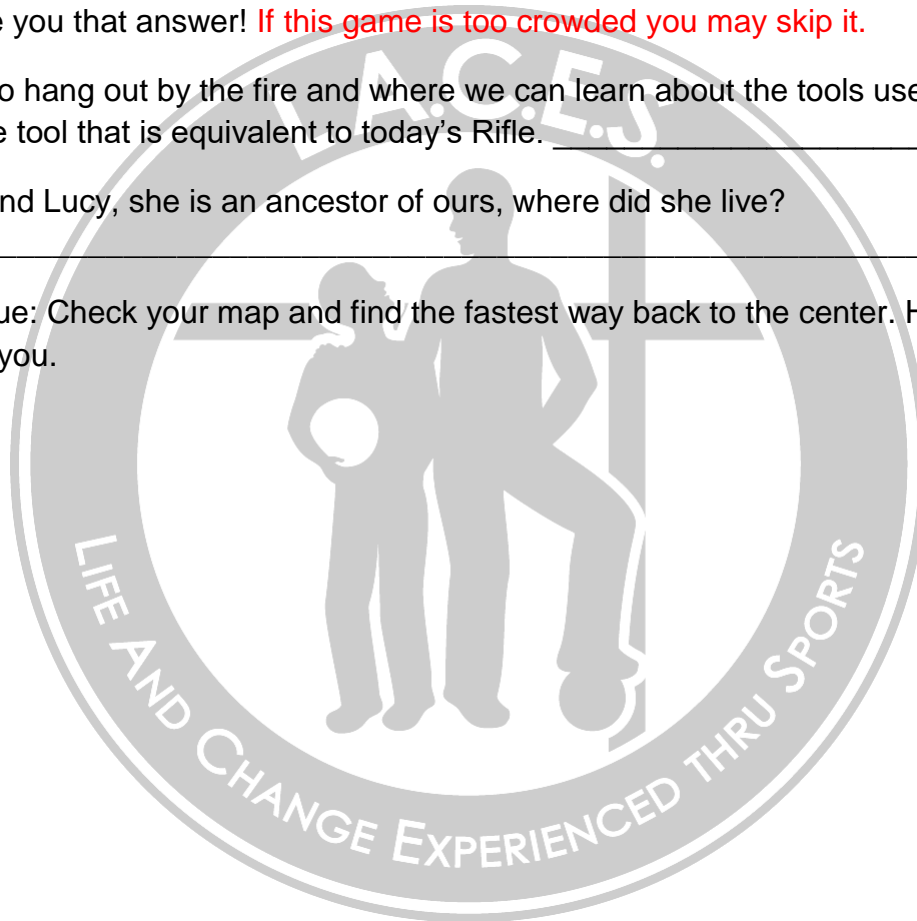
3. \_\_\_\_\_

XIII. Play that game: What would you look like as a Neanderthal? Find the camera that will give you that answer! **If this game is too crowded you may skip it.**

XIV. Find: Go hang out by the fire and where we can learn about the tools used long ago. Find the tool that is equivalent to today's Rifle. \_\_\_\_\_


XV. Find: Find Lucy, she is an ancestor of ours, where did she live?  
\_\_\_\_\_

XVI. Final clue: Check your map and find the fastest way back to the center. Hint: it is not behind you.



## Answers to Hunt 1: Mammals and Human Origins

- I. Find me: Caracal
- II. Find me: Hippopotamus
- III. Who am I: Cape Porcupine
- IV. Who am I: Platypus
- V. Find Me: Jaguar
- VI. Play that game: Bat Echolocation
- VII. Find me: Harp Seal
- VIII. Take a picture with the howling wolf
- IX. Find : Origins hall
- X. Play that game
- XI. Take a picture with the handprints
- XII. Find and Task: many possibilities, options: Larger head, Hairier, big cheeks, flat nose, etc...
- XIII. Play that game: if it is too crowded you may skip this one
- XIV. Find: Spear
- XV. Find Lucy: Ethiopia
- XVI. Final Clue: Back to the Rotunda



# 1<sup>st</sup> Floor – Hunt 1

