



L.A.C.E.S.
Natural History Museum
Scavenger Hunt

*Let us know if you enjoyed this Scavenger Hunt e-mail us at info@laces.org
Or message us on Facebook or on Instagram @lacesport*

Goals for the hunt:

1. To encourage a love of Museums and the natural world.
2. To better understand maps and how to read them.
3. To work on English vocabulary through an interactive and team based scavenger hunt.
4. To have fun.

Instructions:


1. In each group, one adult will be the paperwork keeper the “Scavenger Hunt Master” of their team.
 - a. This person will keep track of the clues, the answers and the treasure hunt flow map.
 - b. This person is not allowed to give out the answers, but is supposed to give hints if their team is stuck.
2. Groups can pick up a map from the museum’s information desks to help solve clues.
3. Adults should never outright say what the answer is to any clue, all adults should help the children come up with the answers on their own.
4. Start your Scavenger Hunt in the Rotunda.

Rules for the Scavenger Hunt:

- Do Not Run in the Museum.
- Children should always be accompanied by an adult
- Do not skip any clues. If you are stuck on a clue, ask your team’s Scavenger Hunt Master for hints, such as ‘are we hot or cold’.
- Be respectful of your teammates and Have Fun!

The Different Types of Clues:

1. **1st clues** - Take you to the area of the museum that your hunt will be in.
2. **Who am I?** - Try to figure out the creature that is being described in the clue and find them in the museum.
3. **Take a picture with...** - Some clues require a photo to be taken, these clues can also be completed as a **Find it** type clue if you do not wish to take a picture.
4. **Find it / Name it** - find and have the children name the object / creature that are described in the clue.
5. **Task** - Some clues require you to complete an activity and fill out the answer on your Treasure Hunt sheet.
6. **Play that game** - Some exhibits have awesome games! Find and play them before getting the next clue.



Please address any questions or concerns to info@laces.org



Hunt 5

1st clue: This Hunt starts with the creepy crawlies that share our planet with us today.

I. Who am I: Enter the rainforest to find me. To discover me you must look in the dark, I have a dangerous tail, pinchers like a crab but push on the button to watch me glow. _____

II. Who am I: You may have to backtrack a little to find me. I have 8 furry legs and burrow underground, My neighbors are widows, millipedes and scorpions, who am I? (If you visit around 10:30 am, 11:30 am or 1:30 pm you can watch my humans feed me.) _____

III. Task: There is a nursery around here somewhere with a whole bunch of creatures about to hatch. Count how many different kinds there are to get your next clue.

IV. Find: These bugs are hard to find in trees because they are very *twiggy*. We don't look like leaves The Find where they are hiding, how many can you see?

V. Find: Can you find the Mummies? They are real and hold your next clue.

VI. Play the game: Have you ever wondered how to make a mummy? Now is your chance to see, find and play the game that shows the 5 steps needed to make a mummy.

VII. Task: Ancient Egyptians didn't only mummify humans they honored certain animals with that privilege too. Can you name all 7 of mummified animals in this exhibit?

1. _____
2. _____
3. _____
4. _____
5. _____
6. _____
7. _____

VIII. Who am I: Look at the map and retrace your steps to the mummies of old to find my bones. I lived in the sea, but my wings let me briefly fly. _____

IX. Who am I: I'm a creature of the swamps and like a warrior, I have my armor to protect me. _____


X. Find: This small bird has the same name as a green fruit, can you find it's bones? _____

XI. Find: Find the strong Rhino of India to get your next clue. Do you see its' horn? _____

XII. Who am I: I come out at night and don't see very well, so I mostly rely on my big ears and high voice to lead me through the night sky. Come find me and admire my long finger bones. _____

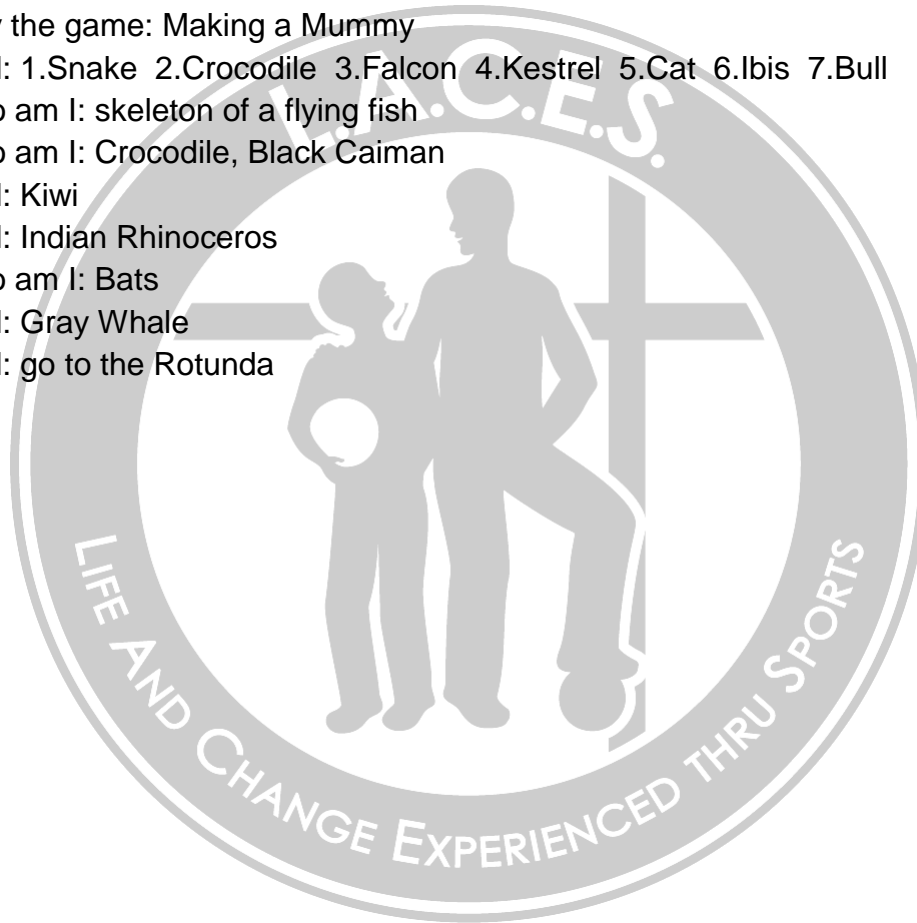
XIII. Find: Find the largest skeleton in this exhibit to get your last clue!

XIV. We've been on an adventure today, return to the center of all as your last task.



Answers to Hunt 5: Live Insect Zoo, Mummies, Last American Dinosaur, and Bones

- I. Who am I: Glow in the dark Scorpion
- II. Who am I: Tarantula
- III. Find: Find and count how many different kinds of butterfly cocoons are in the nursery
- IV. Find: Giant Malayan Stick Insect
- V. Find: 3 mummies
- VI. Play the game: Making a Mummy
- VII. Find: 1.Snake 2.Crocodile 3.Falcon 4.Kestrel 5.Cat 6.Ibis 7.Bull
- VIII. Who am I: skeleton of a flying fish
- IX. Who am I: Crocodile, Black Caiman
- X. Find: Kiwi
- XI. Find: Indian Rhinoceros
- XII. Who am I: Bats
- XIII. Find: Gray Whale
- XIV. Find: go to the Rotunda



2nd Floor – Hunt 5

