



L.A.C.E.S. **Natural History Museum** **Scavenger Hunt**

Let us know if you enjoyed this Scavenger Hunt e-mail us at info@laces.org
Or on Facebook and Instagram @lacesport

Goals for the hunt:

1. To encourage a love of Museums and the natural world.
2. To better understand maps and how to read them.
3. To work on English vocabulary through an interactive and team based scavenger hunt.
4. To have fun.

Instructions:


1. In each group, one adult will be the paperwork keeper the "Scavenger Hunt Master" of their team.
 - a. This person will keep track of the clues, the answers and the treasure hunt flow map.
 - b. This person is not allowed to give out the answers, but is supposed to give hints if their team is stuck.
2. Groups can pick up a map from the museum's information desks to help solve clues.
3. Adults should never outright say what the answer is to any clue, all adults should help the children come up with the answers on their own.
4. Start your Scavenger Hunt in the Rotunda.

Rules for the Scavenger Hunt:

- Do Not Run in the Museum.
- Children should always be accompanied by an adult
- Do not skip any clues. If you are stuck on a clue, ask your team's Scavenger Hunt Master for hints, such as 'are we hot or cold'.
- Be respectful of your teammates and Have Fun!

The Different Types of Clues:

1. **1st clues** - Take you to the area of the museum that your hunt will be in.
2. **Who am I?** - Try to figure out the creature that is being described in the clue and find them in the museum.
3. **Take a picture with...** - Some clues require a photo to be taken, these clues can also be completed as a **Find it** type clue if you do not wish to take a picture.
4. **Find it / Name it** - find and have the children name the object / creature that is described in the clue.
5. **Task** - Some clues require you to complete an activity and fill out the answer on your Treasure Hunt sheet.
6. **Play that game** - Some exhibits have awesome games! Find and play them before getting the next clue.



Please address any questions or concerns to info@laces.org



Hunt 1

1st clue: You start your Scavenger Hunt among the animals of the world that roam the land, and you will discover all creatures great and small.

- I. Find me: I'm taking a nap under a ledge. I look and purr like my cousins that laze around your neighborhood all day. But I have got some really funky tufts on my ears that make me unique. _____
- II. Who am I: I am yawning wide and showing off my pretty teeth. I am related to pigs, and am sometimes called a dancer. My superpower is: I can spend up to 30 mins underwater. _____
- III. Find me: Make sure you look around to find me. I'm very spiky, and have quills that are not for writing so you may not want to get too close.

- IV. Who am I: You may have to go down the stairs to find me. I'm a very unique and special kind of animal. I lay eggs, have a duck bill and feed my babies milk from my skin. _____
- V. Find me: You humans have named cars after me and the rainforest is my home. I'm a large black cat and I am all set to pounce on a delicious looking paca.

- VI. Play that game: About face! Find and play the game where you hunt like a bat. How many bugs were you able to catch?
What was your group's Highest Score: _____
- VII. Find me: Enter the Arctic where it gets really cold and look for the animal named after an instrument. _____
- VIII. Take a picture: Find the howling wolf and take a picture of everyone joining him in his sorrowful song.

- IX. 1st clue: The next part of this hunt will take you to learn more about the origins of us all. _____
- X. Play that game: Can you lead a species to survival? Find the game to test your luck and leadership. Did your species survive? _____

XI. Take a picture: Art is a big part of our history. Find the wall lit by firelight and take a picture of everyone placing their hands on the replica handprints that were left on walls 9,300 - 2,600 years ago in Argentina. _____

XII. Find and Task: Find the smiling bust of Australopithecus Africanus who lived 2.7 to 2.1 Million Years Ago in Southern Africa. Name 3 things that are different between us and them?

1. _____

2. _____

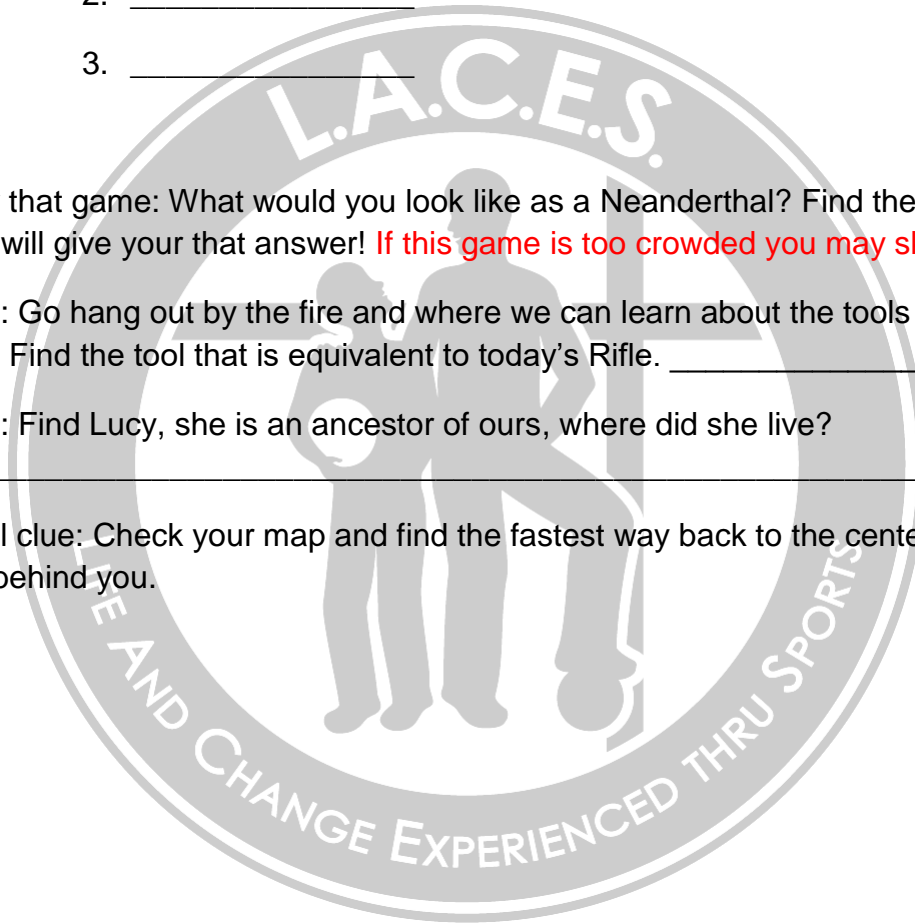
3. _____

XIII. Play that game: What would you look like as a Neanderthal? Find the camera that will give you that answer! **If this game is too crowded you may skip it.**

XIV. Find: Go hang out by the fire and where we can learn about the tools used long ago. Find the tool that is equivalent to today's Rifle. _____


XV. Find: Find Lucy, she is an ancestor of ours, where did she live?

XVI. Final clue: Check your map and find the fastest way back to the center. Hint: it is not behind you.



Answers to Hunt 1: Mammals and Human Origins

- I. Find me: Caracal
- II. Find me: Hippopotamus
- III. Who am I: Cape Porcupine
- IV. Who am I: Platypus
- V. Find Me: Jaguar
- VI. Play that game: Bat Echolocation
- VII. Find me: Harp Seal
- VIII. Take a picture
- IX. Find : Origins hall
- X. Play that game
- XI. Take a picture
- XII. Find and Task: many possibilities, options: Larger head, Hairier, big cheeks, flat nose, etc...
- XIII. Play that game: if it is too crowded you may skip this one
- XIV. Find: Spear
- XV. Find Lucy: Ethiopia
- XVI. Final Clue: Back to the Rotunda



Hunt 2

1st clue: You'll be spending most of your time swimming around on this hunt.

- I. Take a picture: Find a jaw of a creature that could eat you whole. Take your picture in its mouth, cowering in fear behind those sharp teeth.
- II. Find it: Your next clue is with the fossils of what some call the sea lilies and they can look pretty alien. _____
- III. Task: Find the mud that tells a story about our planet, look for the core sample that shows evidence of a volcanic eruption. Where did it come from?

- IV. Task: Around the corner, your next clue is a different way to keep a record of history. This is not the history of our earth but of a family. What are the animals you can see?
 1. _____
 2. _____
 3. _____
- V. Who am I: I'm a creature from the deep. Not many of my kind come in contact with humans, but you may have heard of me in legends and stories. Some think the kraken may be one of my kind. Look at your map to help you out.

- VI. Task: Someone has taken the plastic found on beaches and made art out of it. Name three things used to make this piece
 1. _____
 2. _____
 3. _____
- VII. Play that game: Find the game that tells you which sea creatures your are most like. Do you like your answers? _____
- VIII. **1st clue:** From here follow the sounds of music, we are taking a break from the ocean world to discover the second largest continent on our planet.
- IX. Task: Find the aqal replica, which is a traditional Somalian portable home made of tree roots and woven mats. Name the tools that a warrior would use that is found inside this home.
 1. _____
 3. _____

2. _____

- X. Task: Your next clue can be found behind you next to the map that lights up. Find the money that tells a story talks and match the bills with the topics in the 6 pictures shown in this display.
- XI. Find: To the back you must go to find the Maasai people's face ruff, which was once used by warriors but today is used in special ceremonies and dances.
- XII. Find: Mali is famous for their special masons. What is the name of the city where they keep their craft alive today? _____
- XIII. Who am I: We are headed back to the ocean. I'm not really part of the sea world but I live on its edge where its icy and really really cold. My white fur keeps me camouflaged in my home and I love eating the creatures that swim nearby.

- XIV. Who am I: I'm pretty crabby because one of my hands is three times the size of the other. You may miss me because I am red and small but to help you out I'm named after a musical instrument. Who am I? _____
- XV. Find me: I am small and wiggly and live in a tank just around the corner. I am a star in a movie about my missing son. But most importantly I like to clown around. _____
- XVI. Take a picture: This mushroom like creature calmly floats through ocean waters. They do not move very fast but you definitely do not want to be anywhere near one because their tentacles have a very long reach. This particular one is named after the King of all animals. Once you find it, take a picture of you pointing in AWE of its size and colors. _____
- XVII. Find: Find a globe with moving pictures, listen to it's stories of currents, tectonic plates and climates. What did you learn?

- XVIII. Final clue: go to the feet of the land animal at the center known for its size, memory and wisdom.

Answers to Hunt 2: Ocean Hall and African Voices

- I. Take a picture with the megalodon's jaw
- II. Find it: Crinoids
- III. Task: Africa / Western Pacific Ocean
- IV. Task: Bear, Owl, Beaver
- V. Who am I: Giant Squid
- VI. Task: Have the kids name three of the many household plastic items in this piece
- VII. Play that game
- VIII. 1st clue: Voices of Africa Hall
- IX. Task: 1. Shield 2. Spear 3. Assault Rifle
- X. Task: Have kids work together to match the bills to the topic pictures
- XI. Find: Face Ruff is to the left and at the other end of the hall
- XII. Find: Djenné
- XIII. Who am I: Polar bear
- XIV. Who am I: Fiddler Crab
- XV. Find me: Clown Fish in fish tank
- XVI. Take a picture with the enormous Lion's Mane Jellyfish
- XVII. Find: the video room that projects onto the globe.
- XVIII. Final Clue: Elephant in the Rotunda



Hunt 3

1st clue: History is sometimes discovered in the bones of creatures long dead. Your hunt will take you across time to learn about what has been left behind.

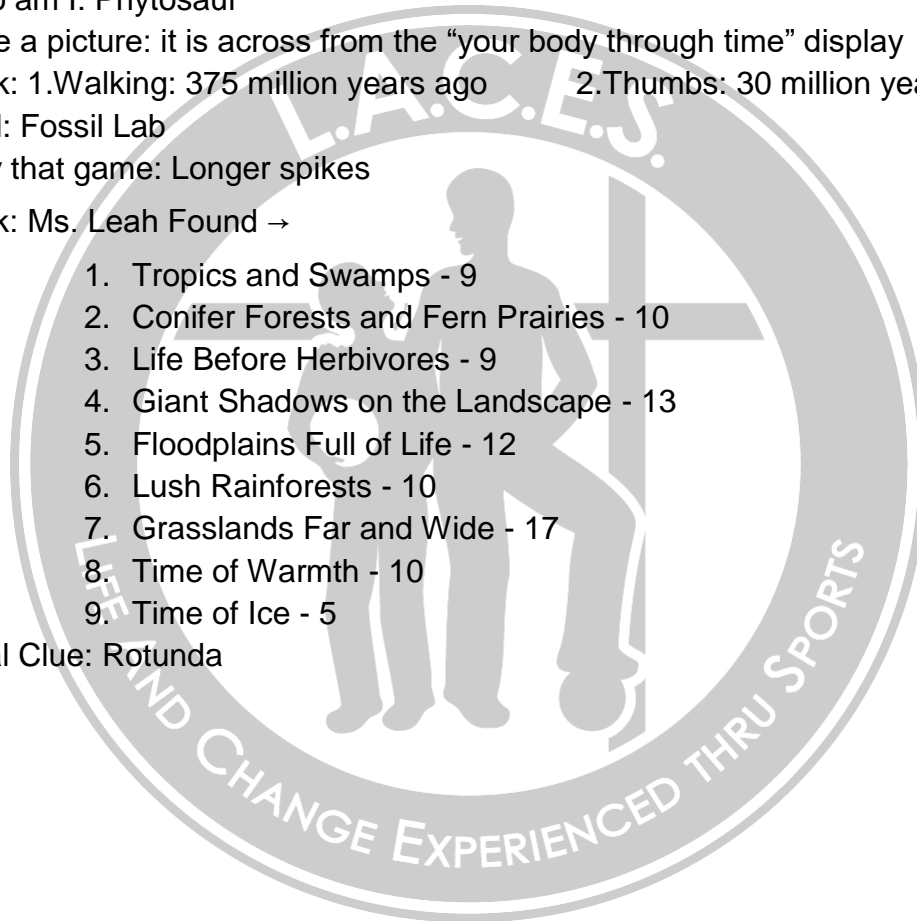
- I. Who am I: My descendants are known for being the slowest mammals. Sometimes they are so slow that they have algae growing on them! I am like them, but 126, 000 years ago I came in a much bigger size. Can you find my skeleton? Who am I? _____
- II. Find: I'm related to the elephants of today's time. My large size allowed me to survive in the ice and cold weather of my time. _____
- III. Task: Nearby, you can learn how the spread of humans across the globe influenced extinction rates of native animals. Which continents had the **highest** and **lowest** extinction rates due to human's movement?
 1. Highest: _____
 2. Lowest: _____
- IV. Play that game: Explore **Our Planet Through Deep Time**. Find the time labeled "Dinosaurs Ruled!", What was the climate like? Was it hotter or colder than today? _____
- V. Play that game: Now go explore **Evolution Through Deep Time**. Can you populate the tree of life correctly? Give it a try to get your next clue.
- VI. Find: Who is the T-Rex having for lunch? Go find out to get your next clue! _____
- VII. Take a picture: Nearby sits Charles Darwin, have a seat with him and take a selfie.
- VIII. Find: Find the largest Marine Reptile of it's time. He can be found at the tip of the tail of the tallest Dinosaur. _____
- IX. Find: Creatures great and small were not the only things that could become a fossil. Trees also fossilized, there is a cool collection of these specimens nearby. How old are they? What color are they?

- X. Who am I: I resemble your modern day crocodile, but I am a little bit bigger and scarier. Can you find me and discover my name? _____
- XI. Take a picture: Around here somewhere is a display of GIANT Insects. Find the replica of the giant millipede, who in its time could grow to be 6 feet long. Take a picture petting its back, it can't hurt you today.
- XII. Task: Find the portal that will teach you about **Your Body Through Time**. Discover when humans evolved to be able to walk on land and when did we evolve to have opposable thumbs?
1. Walking: _____
 2. Thumbs: _____
- XIII. Find: You may have to consult your map, but find the Fossil lab and go see what is being worked on today!

- XIV. Play that game: Play the game that shows you how life evolves. What trait helped the Spondylus shells survive the moon snails? _____
- XV. Task: Do you remember seeing all 9 models of different lands and climates throughout the Fossil Hall? Go back to each and count the creatures you can find (including the creatures on the side paintings)
1. Tropics and Swamps _____
 2. Conifer Forests and Fern Prairies _____
 3. Life Before Herbivores _____
 4. Giant Shadows on the Landscape _____
 5. Floodplains Full of Life _____
 6. Lush Rainforests _____
 7. Grasslands Far and Wide _____
 8. Time of Warmth _____
 9. Time of Ice _____
- XVI. Final clue, take your steps back to the beginning of this hunt, to the center of it all.

Answers to Hunt 3: Fossil Hall

- I. Who am I: Giant Sloth
- II. Find: Mammoth Skeleton
- III. Task: 1.Highest: Australasia 2.Lowest: Africa
- IV. Play that game: Hotter
- V. Play that game: Evolution Through Deep Time
- VI. Find: Triceratop
- VII. Take a picture: Charles is sitting on the bench across from the T-rex
- VIII. Find: Plesiosaur
- IX. Find: 213-211 Million Yrs ago, Red and Orange and brown
- X. Who am I: Phytosaur
- XI. Take a picture: it is across from the “your body through time” display
- XII. Task: 1.Walking: 375 million years ago 2.Thumbs: 30 million years ago
- XIII. Find: Fossil Lab
- XIV. Play that game: Longer spikes
- XV. Task: Ms. Leah Found →
 1. Tropics and Swamps - 9
 2. Conifer Forests and Fern Prairies - 10
 3. Life Before Herbivores - 9
 4. Giant Shadows on the Landscape - 13
 5. Floodplains Full of Life - 12
 6. Lush Rainforests - 10
 7. Grasslands Far and Wide - 17
 8. Time of Warmth - 10
 9. Time of Ice - 5
- XVI. Final Clue: Rotunda



Hunt 4

1st clue: This Hunt will take you from the center of our planet out to the heads of royals, but also up some stairs. Be sure to start on the correct side!

- I. Find: Find the Museum's replica of the moon. You may have to look up.
- II. Task: Have you ever wanted to go to Mars, the red planet in our galaxy? This museum has a piece of it and everyone is invited to touch! Find and touch our little piece of Mars to get your next clue.
- III. Task: This clue will take you to the center of our planet. Be the force that makes the earthquakes. See who can make the largest earthquake!
- IV. Find: It's about to get really hot. One brave person dipped this tool in lava. What was that tool?! _____
- V. Find: You would be surprised how much water is actually in rocks. But Be Careful! You might miss this exhibit completely if you don't look around every corner. Which is the "wettest" rock? _____
- VI. Find and Task: Ready to be Magnetized??? Find this Awesome Magnetic Rock and test your metal!
- VII. Find: Enter the mine, your next clue will be revealed when you find the stones that glow in the dark!
- VIII. Take a picture: Take a picture in front of the wall of gold to get your next clue! You may be rich after this!
- IX. Take a Picture: Do you know what month you were born in? Every month has a birthstone!

Go find yours and take a picture with it! If you don't know your birth month, find your favorite gem and take a picture! Pictures = Clues!

January - Garnet
February - Amethyst
March - Aquamarine
April - Diamond
May - Emerald
June - Pearl or Alexandrite
July - Ruby

August - Peridot
September - Sapphire
October - Opal
November - Citrine or Topaz
December - Tanzanite or
Turquoise


- X. Find: Look for the Diamonds and find the English Alphabet.
- XI. Task: Now it's your turn to find a gem and jewel for each letter of the alphabet!

A	N
B	O
C	P
D	Q
E	R
F	S
G	T
H	U
I	V
J	W
K	X
L	Y
M	Z

- XII. Find: This clue may be easy, but go check-out the Diamond with lots of hope.
- XIII. Find and Task: Do you want to be a King or Queen? The first to find and claim the crown in this area will be called His/Her Majesty till the end of the day.
- XIV. Find: Do you like butterflies? Someone loved them so much they made a jeweled brooch of one. Can you find it?
- XV. Task: You Started this hunt at the beginning of our planet now it is your turn to return to the center of the museum.

Answers to Hunt 4: Geology, Gems and Minerals

- I. Find: Moon
- II. Task: Find and touch a piece of Mars
- III. Task: Hammer on the block with the seismic meter and see it take your “earthquake” measurements
- IV. Find: the Lava tipped Pike
- V. Find: Serpentine
- VI. Find: the Magnetized rock
- VII. Find: the Glow in the dark rocks
- VIII. Take a picture: with all that gold!!
- IX. Birthstone pictures!!
- X. Find: Alphabet diamonds
- XI. Task: Have fun!
- XII. Find: Hope Diamond
- XIII. Find: Napoleon's wife's Crown
- XIV. Find: Butterfly brooch
- XV. End in the Rotunda



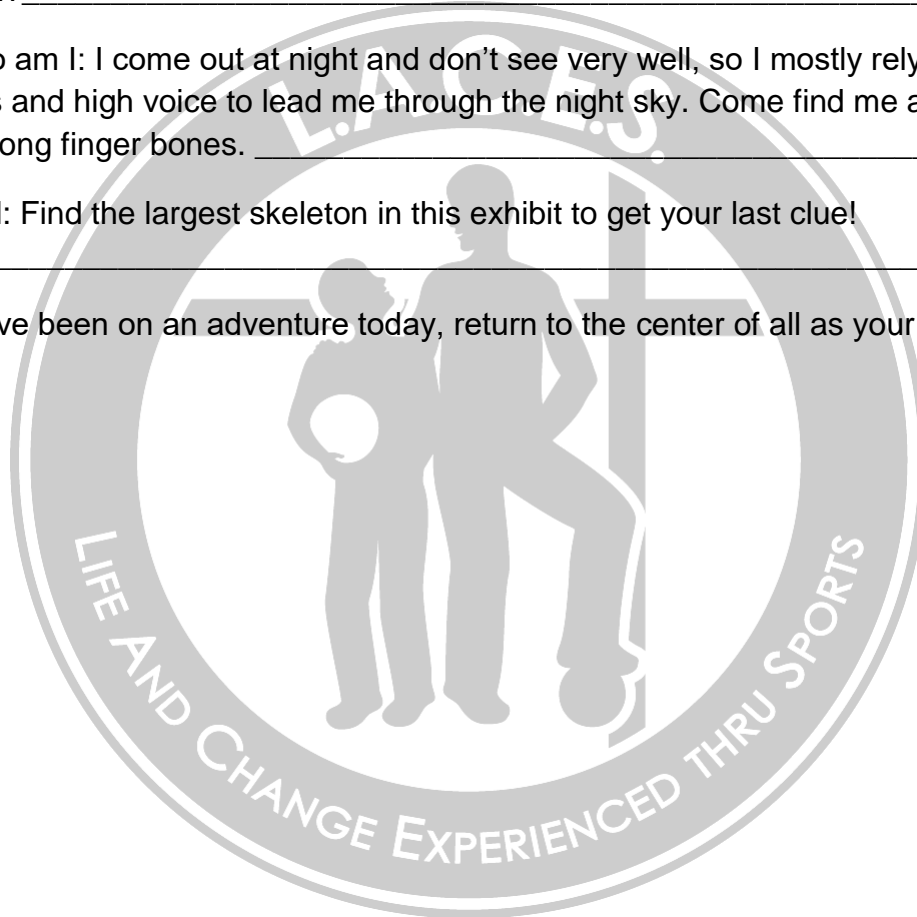
Hunt 5

1st clue: This Hunt starts with the creepy crawlies that share our planet with us today.

- I. Who am I: Enter the rainforest to find me. To discover me you must look in the dark, I have a dangerous tail, pinchers like a crab but push on the button to watch me glow. _____
- II. Who am I: You may have to backtrack a little to find me. I have 8 furry legs and burrow underground, My neighbors are widows, millipedes and scorpions, who am I? (If you visit around 10:30 am, 11:30 am or 1:30 pm you can watch my humans feed me.) _____
- III. Task: There is a nursery around here somewhere with a whole bunch of creatures about to hatch. Count how many different kinds there are to get your next clue. _____
- IV. Find: These bugs are hard to find in trees because they are very *twiggy*. We don't look like leaves The Find where they are hiding, how many can you see? _____
- V. Find: Can you find the Mummies? They are real and hold your next clue.
- VI. Play the game: Have you ever wondered how to make a mummy? Now is your chance to see, find and play the game that shows the 5 steps needed to make a mummy.
- VII. Task: Ancient Egyptians didn't only mummify humans they honored certain animals with that privilege too. Can you name all 7 of mummified animals in this exhibit?
 1. _____
 2. _____
 3. _____
 4. _____
 5. _____
 6. _____
 7. _____

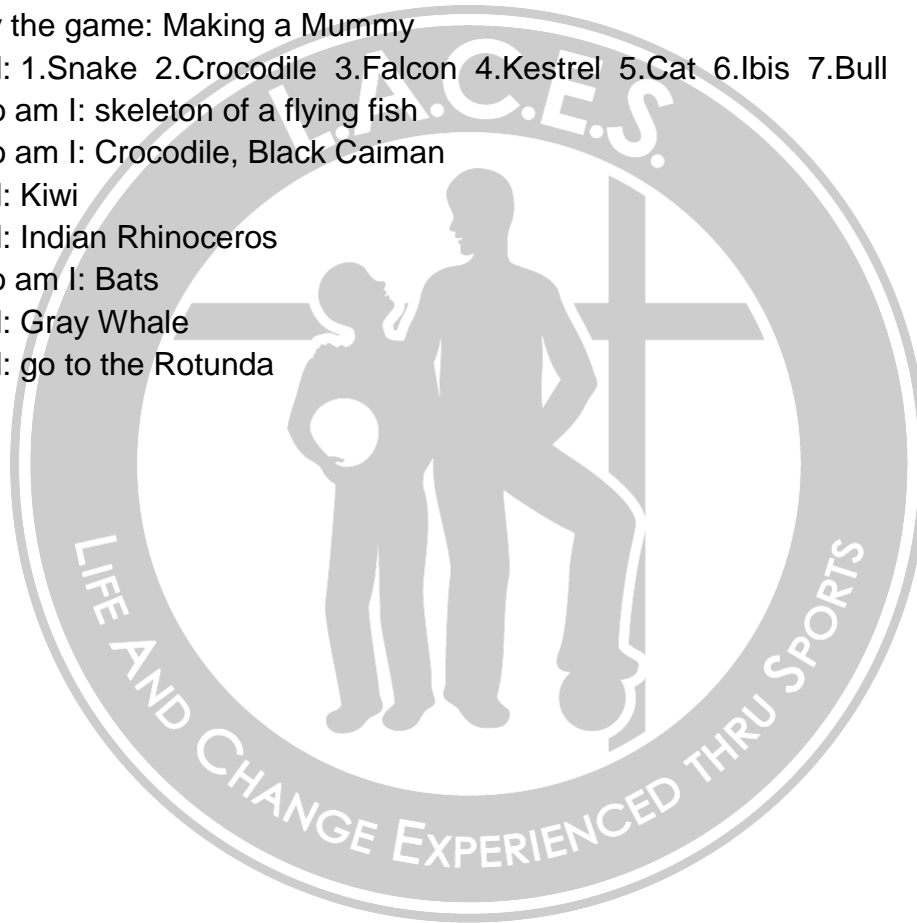
- VIII. Who am I: Look at the map and retrace your steps to the mummies of old to find my bones. I lived in the sea, but my wings let me briefly fly. _____
- IX. Who am I: I'm a creature of the swamps and like a warrior, I have my armor to protect me. _____
- X. Find: This small bird has the same name as a green fruit, can you find it's bones? _____
- XI. Find: Find the strong Rhino of India to get your next clue. Do you see its' horn? _____
- XII. Who am I: I come out at night and don't see very well, so I mostly rely on my big ears and high voice to lead me through the night sky. Come find me and admire my long finger bones. _____
- XIII. Find: Find the largest skeleton in this exhibit to get your last clue!

- XIV. We've been on an adventure today, return to the center of all as your last task.



Answers to Hunt 5: Live Insect Zoo, Mummies, Last American Dinosaur, and Bones

- I. Who am I: Glow in the dark Scorpion
- II. Who am I: Tarantula
- III. Find: Find and count how many different kinds of butterfly cocoons are in the nursery
- IV. Find: Giant Malayan Stick Insect
- V. Find: 3 mummies
- VI. Play the game: Making a Mummy
- VII. Find: 1.Snake 2.Crocodile 3.Falcon 4.Kestrel 5.Cat 6.Ibis 7.Bull
- VIII. Who am I: skeleton of a flying fish
- IX. Who am I: Crocodile, Black Caiman
- X. Find: Kiwi
- XI. Find: Indian Rhinoceros
- XII. Who am I: Bats
- XIII. Find: Gray Whale
- XIV. Find: go to the Rotunda



Bonus Hunt - Temporary Exhibits

1st clue: Start by finding the exhibit of birds native to this city.

- I. Who am I: Among my fellow feathered friends, I am the reddest.

- II. Who am I: You may have to consult your map to find me in the temporary exhibits, but I'm known as the unicorn of the sea. I'm tucked away close to the mammals, come check me out! _____
- III. Find: Head to the back to find the sea creature's skeleton that looks like it is straight out of the time of the dinosaurs. Surprise! It's not, it's a big lizard. What is it called? _____
- IV. Play that game: There is an exhibit about viruses and outbreaks. Go find the game where you can beat the epidemic to get your next clue.
- V. Take a picture: Go to the area showing a collection of beautiful pictures. Take a look around, pick your favorite and snap a selfie with it!
- VI. Find: In the collection of things, Can you find the ancient tablet that came from Iraq? It's easy to miss because its so small! But once found it will give you your next clue. _____
- VII. Find: Afghanistan is a beautiful country and this beautiful blue rock is from there. Can you find it to get your next clue? _____
- VIII. Find: Coming all the way from East Asia, the Samurai warriors would go into battle wearing this. What is it? _____
- IX. Find: There is a Pavilion full of living winged creatures. Go check it out to get your next clue!
- X. Take a picture: Take a selfie with the last American T-Rex, to get your next clue!
- XI. Find: Today we have our milk cows, but 66 million years ago this creature was the cow of the Cretaceous period, what was it called? _____
- XII. Find: The dinosaurs are not the only creatures on this planet that have disappeared. Another famous animal that has gone extinct is the Dodo Bird. Can you find it's bones and learn where it lived? _____
- XIII. Final Clue: You have been all over the museum, now look at your map to find the fastest way back to the Rotunda to start your next adventure.

Answers to the Bonus Hunt

Start: Birds of DC (On the Ground Floor)

- I. Find: Cardinal - in Birds of DC
- II. Who am I: Narwhal - in Narwhal: Revealing an Arctic Legend
- III. Find: Mosasaur
- IV. Play that game: Beat the Epidemic - in Outbreak: Epidemics in a Connected World
- V. Take a picture in Nature's Best Photography
- VI. Find: Iraqi tablet in Objects of Wonder
- VII. Find: Lapis Lazuli rock in Objects of Wonder
- VIII. Find: Samurai Armor in Objects of Wonder
- IX. Find: The Butterfly Pavilion
- X. Take a picture: with the last American T-Rex
- XI. Find: Hadrosaurid
- XII. Find: the Dodo bird lived in Australia
- XIII. Final Clue: Return to the Rotunda



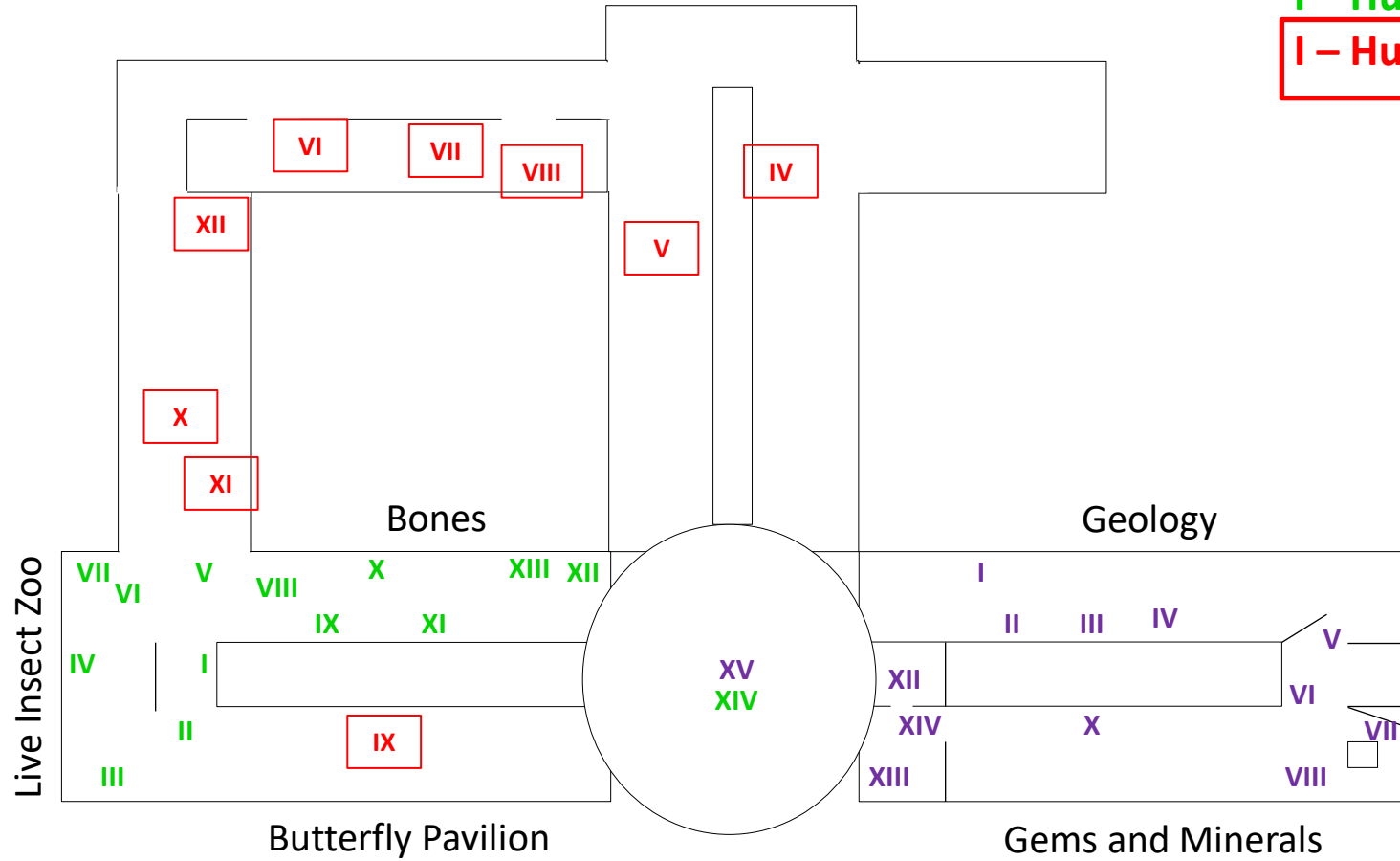
2nd Floor

Legend:

I – Hunt 4

I – Hunt 5

I – Hunt 6



1st Floor

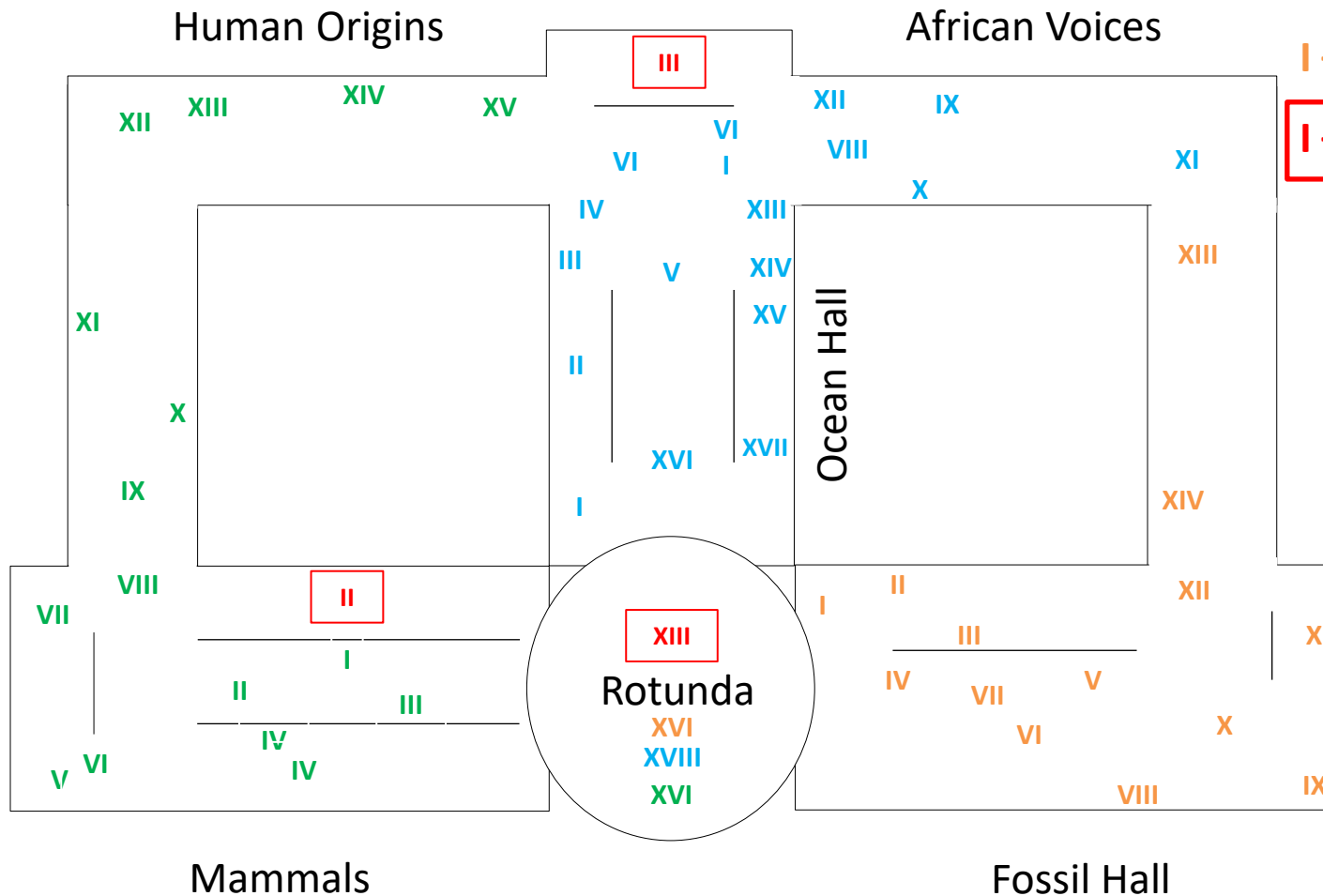
Legend:

I – Hunt 1

I – Hunt 2

I – Hunt 3

I – Hunt 6



Mammals

Fossil Hall

Ground Floor

Legend:

I – Hunt 6

